



News and reminders

	PE	Forest School	Library
Beech	Wednesday and Thursday	Wednesday (every fortnight)	Tuesday
Birch	Monday and Wednesday	Wednesday (every fortnight)	Tuesday
Cedar	Thursday and Friday	Friday (every fortnight)	Friday
Cherry	Thursday and Friday	Friday (every fortnight)	Friday

Please check the weekly Friday reminders on ParentMail to check if your child has Forest School.

Children should come into school in their correct PE kit for PE days.

Please ensure that your child is wearing the Bierton P.E. hoodie, blue Bierton P.E. t-shirt and black leggings/joggers.

We would also like to remind everyone that due to health and safety, earrings need to be removed or taped for PE lessons. Unfortunately, we cannot help children to remove their earrings or put them back in.

Superstar Learners

Well done to these children who have received a certificate since our last newsletter:

	Beech	Birch	Cedar	Cherry
30th April	Haya	Evie V	Kevin	Chloe

	Highest number of coins on Numbots	Highest number on coins on TTRS (Year 2)	Class with the highest quiz average
1st	Alexander (Birch)	Max (Beech)	Birch
2nd	Shanaaya S (Cherry)	Shanaya H (Cherry)	Beech and Cedar
3rd	Ivy (Birch)	Mabel (Cherry)	Cherry

Homework

Just a reminder that homework is set on a Friday and due by the end of the following Thursday.

The homework requirements in Year 1 and 2 are:

- Maths task to be completed on Purple Mash
- Spelling task to be completed on Purple Mash
- 15 minutes across the week on Numbots
- 15 minutes across the week on Times Table Rock Stars (Year 2 only)
- Daily reading; either phonics book and book bag book or Accelerated Reader book (complete at least one quiz on Accelerated Reader each week)
- Website for Accelerated Reader: <https://global-zone61.renaissance-go.com/educatorportal/entry?t=6703196>

Diary dates

- **Monday 5th May:** Bank Holiday
- **Tuesday 6th May:** Clubs begin for Summer Term
- **Tuesday 13th May:** Author visit - Rachel Bright
- **Friday 16th May:** FOBS Colour Run
- **Thursday 22nd May:** Sponsored Bounce
- **Friday 23rd May:** Geography Day
- **Monday 26th - Friday 30th May:** Half Term
- **Monday 2nd June:** Inset day
- **Tuesday 3rd June:** School opens for Summer 2
- **Tuesday 3rd June:** Year 2 visit to Claydon House

Literacy:

In literacy we finished our story 'The Way Back Home' and the children re-wrote the ending for their independent write. We had some amazing ideas for how the boy could get from and to the moon. We hope none of them try these ideas at home! Our new unit is a no-fiction book called 'If Sharks Disappeared'. We are learning what the key features of a non-fiction text are and will be writing our own text on how to protect the oceans.

Phonics:

The children have settled well into their new phonics groups. We are now getting the children ready for the Phonics Screening Check that will take place after the half term break. Please check your ParentMail and your child's bag, as we have sent out some information about how to help your child at home.

Maths:

In maths we have been learning multiplication. We focused on counting in 2s, 5s and 10s. We have been learning to group a number of objects to find the total. We have had a look at division and making sure that we share into equal group. This week we moved on to an introduction to fractions and in particular halves.

Learning for Life:

This whole term we will be looking at life skills and it is very much linked to our PSHE curriculum. Our first lesson has been how to call 999 and when it is appropriate to do so.

R.E.

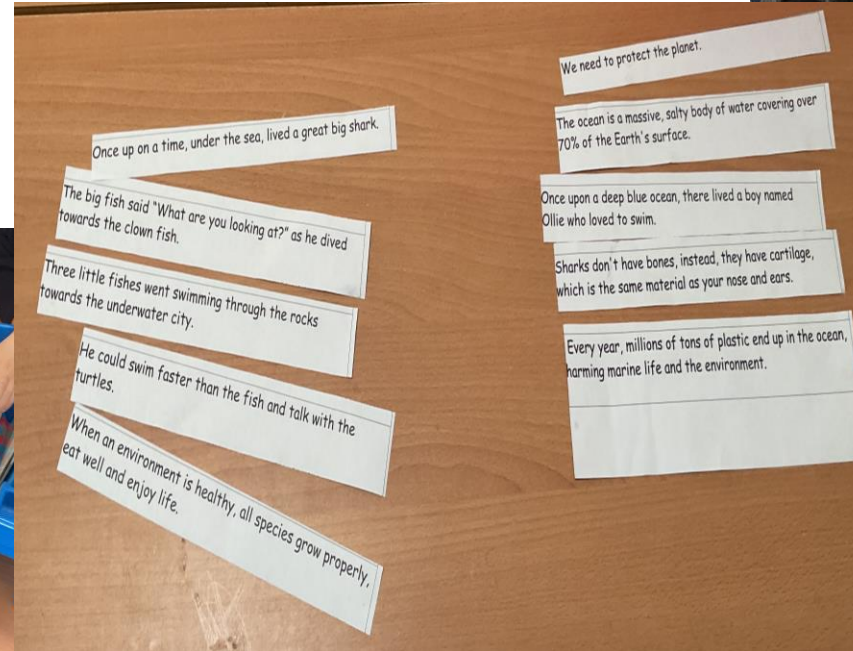
Our focus in RE is How do we know that new babies are special. It would be lovely if you could send in photographs of any christening, naming ceremonies or gender reveals that involved your child.

Science:

In Science we have been begun to look at the parts of plants and learn about what the parts are for. So far, we have looked at different types of seeds and thought about what they might grow into. We have planted some seeds and will be watching to see what they need to grow. The children planted some flower seeds in a pot and we would love to see some photographs of what they look like as they grow.

PSHE:

Our unit this term is about keeping safe. We will be looking at how to keep ourselves safe in lots of different ways and who to ask for help. This week we learnt about what to do in an emergency and what to do if we get bitten or stung by an insect. As this is a very short half term, we will continue this into the next half term.



Literacy:

This term in Literacy we have been looking at pirates and have fully embraced our inner pirates. The children have really enjoyed looking at how pirates lived and what they ate.

Humanities:

In history we have been looking at Mary Seacole and Florence Nightingale. We have looked at what they have in common and what made them so special.

Maths:

We have continued our fantastic work on fractions and how to share items out in halves and quarters. The children have made some great progress with this very tricky topic. We are so proud of them.

R.E.

We have been looking at why people talk to God and the importance of this in different religions. The children have also begun to look at the importance of God to people and how we worship.

Music:

We have begun looking at old British songs and the melodies that make them. We have looked at beats in the music and how the songs are made.

PSHE:


In PSHE we have been looking at how we grow and what changes happen as our bodies grow.

Spanish:

We have begun to look at different places within a community and the children are ready for a jet setting holiday to Spain this summer.

Learning for Life:

We continue to work on appropriate play. We have talked about how to share ideas and views, whilst listening and considering the views of others.



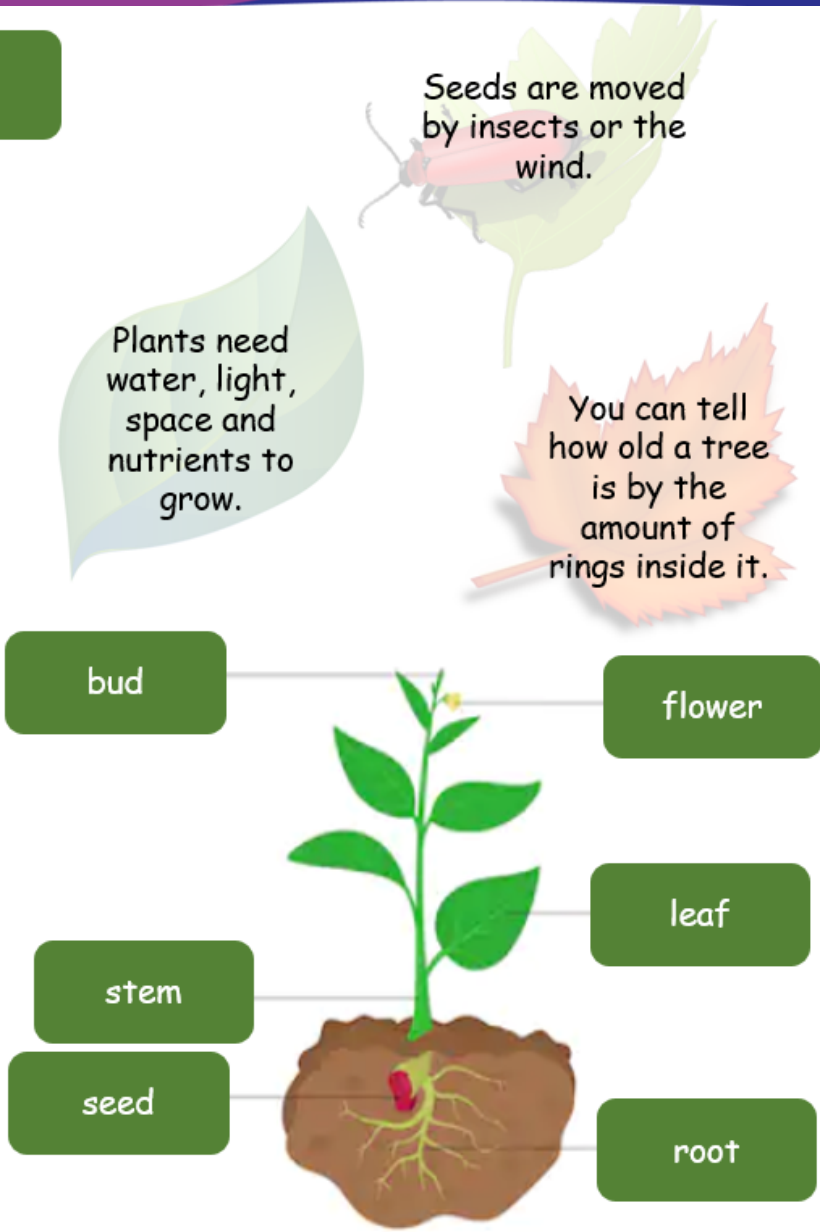
Teaching Talons



Knowledge Organiser

Unit: Plants

- Key Question 1** • What do seeds grow into?
- Key Question 2** • Can I identify the basic parts of a plant and tree?
- Key Question 3** • Can I understand that different plants can grow in the same environment?
- Key Question 4** • What are the differences between deciduous and evergreen trees?
- Key Question 5** • Can I understand that fruit trees and vegetables are varieties of plants?
- Key Question 6** • Can I record the growth of a plant?



Key Vocabulary

Key Word	Meaning
seed	A small round or oval object produced by a plant.
root	The part of a plant that grows down into the earth to get water and food.
flower	The blossom of a plant.
stem	Stick-like central part of a plant that grows above the ground from which leaves grow.
crop	The name given to vegetable, cereal or grain that is grown to sell.
leaf	The flat, green part of a plant joined at one end to the stem.
fruit	Made by plants and usually come from flowers, we eat fruit and they are healthy.
grain	Wheat or other cereal grown to be used as food.
deciduous	A tree that loses its leaves in the autumn every year
evergreen	A tree that has leaves all year round

What will we be learning?

- Understanding where I am in the world.
- Locating the seven continents.
- Locating the five oceans.
- Human features of the continents.
- Physical features of the continents.

Key facts

The seven continents:
Antarctica, Africa, Asia, Europe, North America, Oceania and South America.

The five oceans:
Atlantic, Arctic, Indian, Pacific and Southern.



Key knowledge

The world is made up of many countries. The countries can be grouped into continents.

The large amounts of water between each continent are called oceans.

Some of the continents are joined by land. Others are separated by oceans.

Human features are made by people.

Physical features are created by nature.



Place names	Geographical terms and processes	Locational terms
Australia Brazil China Egypt France India Spain United States of America	atlas continent globe human ocean physical	east hemisphere north south South Pole west

Glossary

continent: a very large area of land

hemisphere: half of the globe

ocean: a huge area of salty water

Knowledge Organiser

Unit: Living Things and their Habitats

Key Question 1

• Can I explore the differences between things that are living, dead and things that have never been alive?

Key Question 2

• Do all living things live in the same types of habitats?

Key Question 3

• What type of plants and animals live in a seaside habitat?

Key Question 4

• What is a micro-habitat?

Key Question 5

• Can I explore food chains in habitats?

Some habitats

desert

rainforest

woodland

mountain

river

ocean



Did you know ?

Thousands of new species of plants and animals are discovered every year.

Many animals and plants have changed over time to adapt to their habitat.

Farmers are busy all year round preparing the ground and growing crops, as well as looking after animals and breeding animals.

A **microhabitat** is a small area which differs somehow from the surrounding habitat.

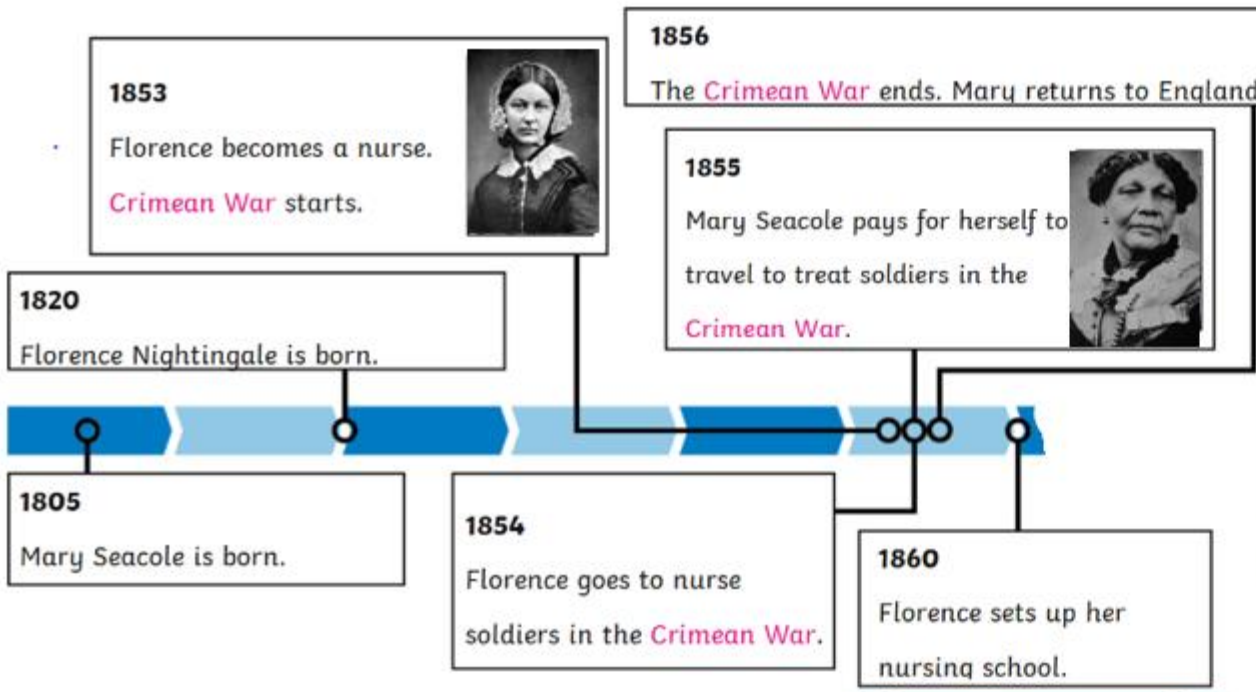
Key Vocabulary

Key Word	Meaning
habitat	The natural area or place where an animal or plant lives.
desert	An area covered by sand and rocks with very little water or plants.
woodland	A land on which many trees grow which is home to many animals.
producer	A plant is an example of this because it uses the sun to make its own food.
root vegetable	The fleshy root of a plant used as a vegetable such as a carrot, swede, or beetroot.
living	Alive.
excrete	To give out cellular waste from the body usually as urine or sweat.
microhabitat	A small home or habitat which is slightly different from some surrounding more extensive habitat.

Nurturing Nurses

Year 2

Key Facts	
Who was Mary Seacole?	Mary Seacole was a nurse . Her mother was Jamaican and her father was Scottish. She travelled from Jamaica to look after wounded soldiers on the battlefield in the Crimean War . She set up a hospital called the British Hotel to look after soldiers .
Who was Florence Nightingale?	Florence Nightingale was a nurse . She made hospitals cleaner for patients and looked after soldiers in the Crimean War . She set up the Nightingale Training School for nurses in 1860.



Nurturing Nurses

Year 2

Key Vocabulary

hospital	A building where doctors and nurses take care of people who are ill or injured.
nurse	Somebody who takes care of people who are sick or injured.
patients	People who are being looked after by nurses and doctors.
soldier	A person who is trained to fight in wars.
Crimean War	(1853-1856) A war between Russia on one side and Britain, France, the Ottoman Empire (now Türkiye) and Sardinia on the other.
battlefield	A place where soldiers fight in war.

Top Takeaways

- I can say when Florence Nightingale and Mary Seacole were born.
- I can say explain why they are significant individuals and why they are remembered.
- I can explain the changes that they made to nursing and why this was important.
- I can explain what happened to both Florence Nightingale and Mary Seacole in their later years.

Historical Skills Vocabulary

primary source	Information and objects that come from the time being studied.
secondary source	Interpretations of information and objects which are produced after the time being studied.

Timeline of Key Events

