



# News and Information

Date: 15th October 2021

Dear Parents,

Welcome to our new style of whole school newsletter. The purpose of this newsletter is to share with you any whole school updates, provide you with a range of information for supporting your child and to celebrate some of the successes of the children. These newsletters will come out once a fortnight. We hope that you will find the information useful.

Each fortnight there will be an update from Literacy, Numeracy, phonics, general school updates, celebrations and then information from different subjects each fortnight.

*"Be a light for other people. Let your light shine and live so that they will see the good things you do and will praise your Father in heaven."*

**Matthew, 5:16.**



**At Bierton, we aim high, achieve success, find our sparkle and shine!**

Key Dates coming up:

## October

Monday 18th—Years 5+6 WWII Experience Day

Thursday 21st—School Closes for half term at the end of the school day.

Friday 22nd—Inset Day

Half Term

## November

Monday 1st—School Opens

W/C 1st—Years 5 +6 Assessment Week and KS1 Assessment Week

W/C 8th—Years 3 + 4 Assessment Week

Thursday 11th—Remembrance

Thursday 18th—SEN Coffee Afternoon.



### Words of the fortnight

Each fortnight, I will share some exciting vocabulary words. If your child uses them in their writing at school they will receive a dojo.

EYFS:

**shop**

Year 1 and 2:

**enormous**

Year 3 and 4

**outrageous**

Year 5 and 6

**disastrous**

### Vocabulary

Each fortnight, I will share some grammar vocabulary with you.

This week's words are: **noun** and **verb**

Every sentence contains a noun and a verb. A noun is a person, place or thing and verb is what the noun is doing.

The pig **lays** in the mud.

# Literacy at Bierton

## Spelling Shed

Spelling Shed is a great resource to help the children to practise their spellings. They have their spelling homework set on there and they can also play the games the practice.

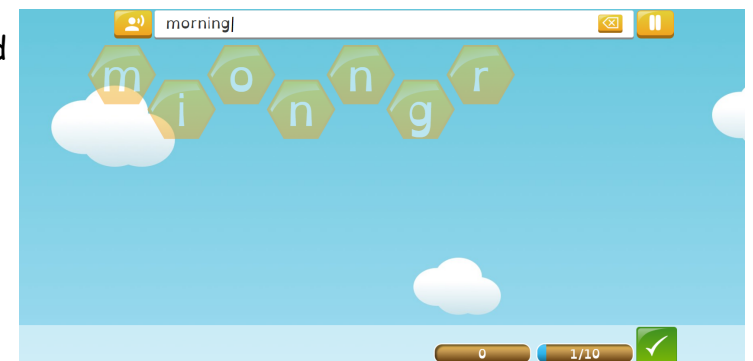
There are three kinds of games on the site:

- Practice—the main game
- Bee keeper—Can you guess your words by choosing letters
- Buzz words—make words using random letter tiles.

Practice games have four levels of difficulties:

- Easy—the word is shown, an audio clip is played and only the included letters are shown.
- Medium—an audio clip is played and only the included letters are shown.
- Hard—an audio clip is played and the included letters plus some random letters are shown.
- Extreme—an audio clip is played and a full qwerty keyboard is shown.

The children can practise the words at different levels as they become more confident with their words.



# Phonics at Bierton



Phonics Shed

## Phonics Shed

Everyone has been using Spelling Shed to practise their spellings but have you tried phonics shed?

Use the Phonics Shed tab on the Spelling Shed website to access a wide range of game which will help you practise your phonics skills.

## What is phonics?

Phonics is a method of teaching children to read. Phonics works by breaking words down into its individual sounds. There are 44 different sounds in the English language. Learning to read with phonics is therefore a bit like learning a code, after learning just a few sounds, you will be able to use this code to read 100's of words. The more sounds you know, the more words you will be able to work out how to read.

At Bierton we follow a Systematic Synthetic Phonics programme called Read Write Inc which supports all children learn to read fluently and at speed so they can focus on developing their skills in comprehension, vocabulary and spelling.

These lessons are taught daily to all children in reception and Key Stage One with additional support for some children in Key Stage 2.

## Vocabulary

Each fortnight, we will share a phonics term with you.

This week's term is **phoneme**

A phoneme is a single sound that can be made using more than one letter.

## Phonics Screening Check.

### What is the phonics screening check?

The Phonics screening check is not a formal test, but a way for teachers to ensure that children are making sufficient progress with their phonics skills to read words and that they are on track to become fluent readers who can enjoy reading for pleasure and for learning.

There are two sections in this 40-word check and it assesses phonics skills and knowledge learned through Reception and Year 1. All the words are phonetically decodable. 20 of the words are real words and the other 20 are Pseudo words (Alien words). Pseudo words are included in the check specifically to assess whether your child can decode a word using phonics skills and not their memory.

The children will carry out this reading check 1 to 1 with a teacher in a quiet room.

### When is the phonics screening check?

Children in year 2 will take part in the phonics screening check sometime in the second half of the Autumn term. You will be notified of your children's result before the Christmas holiday.

### How can I support my child with the phonics screening check?

This is a reading check, so daily reading practise is essential. The children often find the pseudo words the hardest so these are the ones to practise at home. You can have a go at reading the pseudo words which you will find on your child's seesaw account or have a go at making your own words by putting sounds together to make funny words.

For more information about the phonics screening check go to: [www.home.oxfordowl.co.uk/at-school/primary-school-assessment-tests/year-1-phonics-screening-check/](http://www.home.oxfordowl.co.uk/at-school/primary-school-assessment-tests/year-1-phonics-screening-check/)





## Fluency Facts

Each fortnight, we will share some fluency facts for you to learn and recall with your child. If your child can recall the fact when asked by a teacher, they will receive a dojo.

Early Years	3 or not three  Your child will be shown a group of objects and they will say whether there are '3' or 'not'3.
Year 1 and 2	$0 + 5 = 5$ $5 + 0 = 5$
Year 3 and 4	$1 + 9 = 10$ $9 + 1 = 10$ so $10 + 90 = 100$ $90 + 10 = 100$
Year 5 and 6	10 hundreds = 1000 so 20 hundreds = 2000

# Maths at Bierton

## Subitising

Subitising is the ability to look at a small number of objects and instantly recognise how many there are without needing to count. Subitising is a really important skill in early maths development in young children, and it's really important to develop and practise subitising even before the skill of counting. Subitising is important because it develops understanding of what numbers mean or how many 'things' a number refers to and it develops pattern recognition. If a child can instantly see that there are objects this saves them from having to count them individually.



For example, when you look at this arrangement of objects your brain instantly tells you that there are 3 pine cones.

To help at home you could play board games with your child and ask them to say the number on the die

## Times Table Rock

### Stars and

### Numbots Challenges



Do you want to **win extra playtime** for your class? If your class comes first in either Numbots or Times Table Rock Stars for three weeks in a row, you will win an extra 15 minutes break!

There will be a Key Stage 1 and a Key Stage 2 winner.



## Teacher Challenges!

Do you want to showcase your times table skills and challenge a teacher?

On **Friday 5th November**, Miss Mayer will complete a **Rock Slam** against any willing opponents on Times Table Rock Stars. If you would like to compete, please challenge her by **Thursday 4th November**.

(Details will be sent out via ParentMail on how to do this.)

## Vocabulary

Each fortnight, we will share some mathematical vocabulary with you.

This week's words are: **number** and **digit**.


**2,796**

This is a 4-digit number.

The **number is 2,796**.

**2, 7, 9 and 6** are **digits** within the number.

# Online Safety



<http://play.adeptly.ai/internet-safety-en>

Panda Bao (link above) is a fun game to play with your children which works through different online safety topics. This game allows an opportunity for you to discuss with your children different ways of

staying safe online and how to make the right choices.

Some year groups in school have had the opportunity to give Panda Bao a go in class. Here are some of their responses to working with Panda Bao;

'you shouldn't share your passwords with anyone' - Xavi, Cedar

'you should pick a difficult password' - Adam, Cedar

'sometimes you can't trust what you read on the internet' - Neo, Hazel

'you shouldn't trust people if they ask you private to share private things with them' - Sienna, Holly

It may feel daunting to talk about staying safe online - especially when your children are using the internet differently to you.

It is important that we speak openly and honestly with our children to ensure they know what to do if they come across something unfamiliar and potentially harmful to them.

Talking regularly, like you would about their day at school, will help your child feel relaxed and mean that when they do have any worries, they're more likely to come and speak to you.

Here is a link to NSPCC website with advice about how to talk to your child about Online Safety.

<https://www.nspcc.org.uk/keeping-children-safe/online-safety/talking-child-online-safety/>

# Let's Celebrate!


## Spelling Shed

Top classes	Top spellers
<b>1. Spruce</b> <b>2. Cherry</b>	<b>1. Maxwell S.</b> <b>2. Danielle</b>



Top Classes (% of pupils playing)	Highest Number of Coins	Biggest Improvement in Studio Speed	Improved Rock Speed
1st: Walnut 2nd: Holly 3rd: Hazel	1st: Micah F 2nd: Amelia B 3rd: Mia E	1st: Ethan Al 2nd: Sufyan K 3rd: Kaylon G	Alicia V, Amelia B, Callie P, Charlie S, Chloe Smi, Dakota K, Emmie T, Ehtan Al, Ethan O, Ethan S, Gabbie O, George E, Jacob S, Joseph S O, Joshua M, Kaylon G, Leah J, Mia E, Musa K, Noah F, Noorhnafa K, Pahal P, River K, Seth P, Shoaib K, Sufyan K, Tristan A, Violet T-W

Key Stage 1 (past 14 days)			Key Stage 2 (past 14 days)		
Top Classes (% of pupils playing)	Highest Number of Coins	Stage completed:	Top Classes (% of pupils playing)	Highest Number of Coins	Stage completed:
1st: Cedar 2nd: Cherry 3rd: Birch	1st: Jasmine S 2nd: Mahi B 3rd: Mirthika P	Aadiya A, Arnas G, Bernadette H, Cade N, Ella-Marie E, Elsie L, Emilia W, Harvey A, Holly K, Jasmine S, Khayrah M, Lillie-May H, Mahi B, Millie P, Mirthika P, Mithunika P, Sophie S O.	1st: Hazel 2nd: Holly 3rd: Pine	1st: Kavinuyan K 2: Joseph S O 3rd: Seth P	Aiden P, , Aryana D, Dylan R, Erin L, Furayah M, Harrison W, Harry E, Imran H, Isaak P, Jocelyne H, Joseph S O, Kavinuyan K, Leila B, Lucinda H, Mollie S, Safa A, Seth P, Skye E, Stephen C, Tanvi S.



Completed Diamond: Joseph S O. (Sycamore Class)